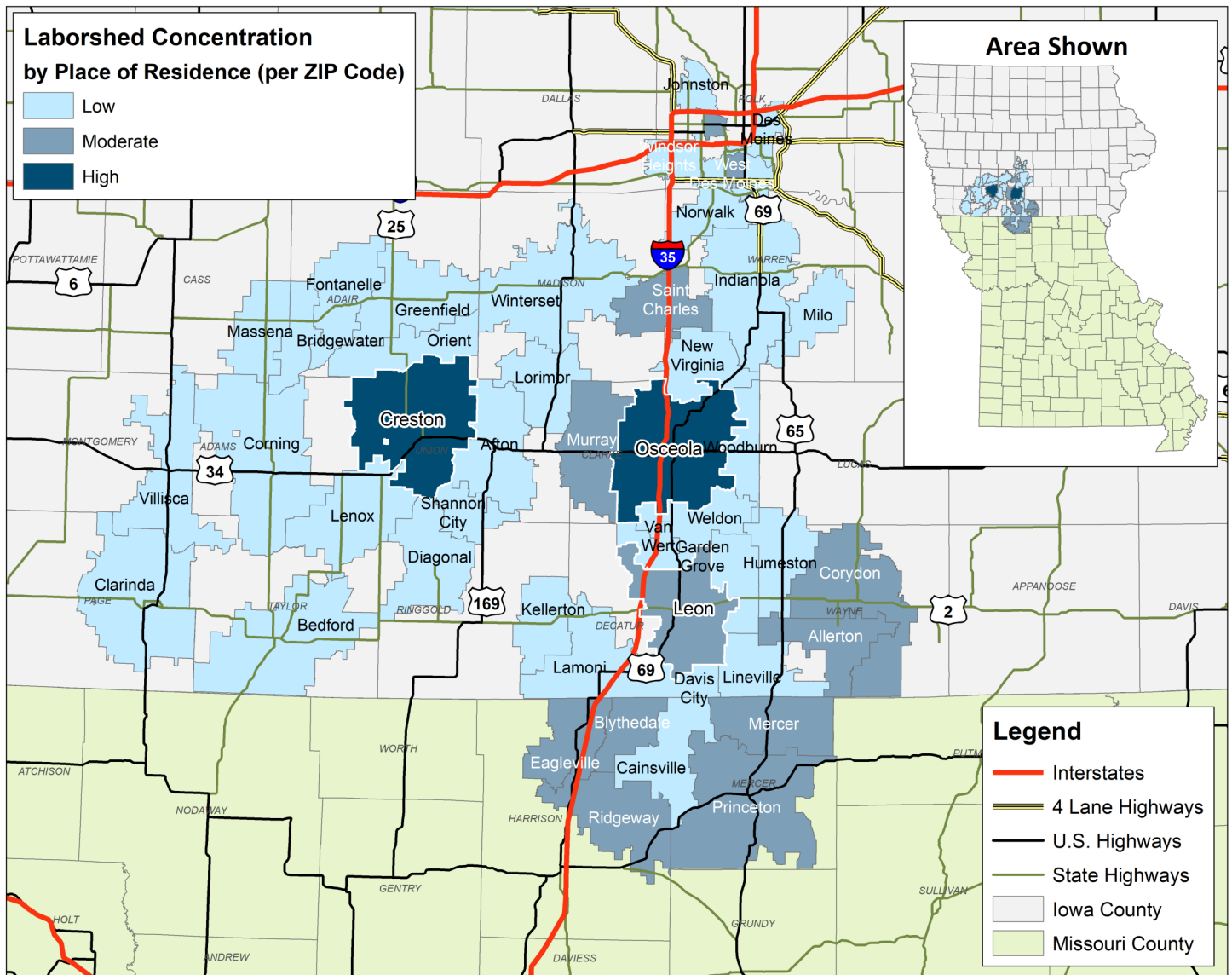


LABOR CHARACTERISTICS

ADVANCED MANUFACTURING

SOUTH CENTRAL IOWA REGIONAL LABORSHED AREA

CONCENTRATION OF RESPONDENTS WITHIN THE LABORSHED AREA
WITH TRANSFERABLE EXPERIENCE/SKILLS BY PLACE OF RESIDENCE



Workers who have transferable experience/skills in the industry are currently commuting an average of 20 miles one way for work. Those who are likely to change/accept employment are willing to commute an average of 35 miles one way for the right employment opportunity.

FOR MORE INFORMATION REGARDING THE SOUTH CENTRAL IOWA REGIONAL LABORSHED, CONTACT:

LABOR CHARACTERISTICS



ADVANCED MANUFACTURING

ESTIMATED AVAILABLE LABOR PER OCCUPATIONAL CATEGORY:

- Adhesive Bonding Machine Operators and Tenders - 0.6%
- Architectural and Engineering Managers - 0.6%
- Assemblers and Fabricators, All Other - 0.6%
- Bus and Truck Mechanics and Diesel Engine Specialists - 0.6%
- Chemical Plant and System Operators - 0.6%
- Cutting, Punching, and Press Machine Setters, Operators, and Tenders, Metal and Plastic - 1.9%
- Electrical and Electronic Engineering Technicians - 0.6%
- Electrical Engineers - 0.6%
- Electricians - 3.2%
- Engineers, All Other - 3.2%
- First-Line Supervisors of Mechanics, Installers, and Repairers - 4.5%
- First-Line Supervisors of Production and Operating Workers - 6.5%
- Foundry Mold and Coremakers - 0.6%
- Furnace, Kiln, Oven, Drier, and Kettle Operators and Tenders - 0.6%
- Heavy and Tractor-Trailer Truck Drivers - 26.5%
- Industrial Engineers - 1.3%
- Industrial Machinery Mechanics - 1.9%
- Industrial Production Managers - 4.5%
- Industrial Truck and Tractor Operators - 0.6%
- Installation, Maintenance, and Repair Workers, All Other - 9.7%
- Laborers and Freight, Stock, and Material Movers, Hand - 4.5%
- Light Truck or Delivery Services Drivers - 0.6%
- Machinists - 1.3%
- Maintenance Workers, Machinery - 0.6%
- Mechanical Engineers - 2.6%
- Molders, Shapers, and Casters, Except Metal and Plastic - 0.6%
- Multiple Machine Tool Setters & Operators, Metal and Plastic - 2.6%
- Packers and Packagers, Hand - 2.6%
- Production Workers, All Other - 6.5%
- Structural Metal Fabricators and Fitters - 0.6%
- Team Assemblers - 5.7%
- Welders, Cutters, Solderers, and Brazers - 2.6%

UNDEREMPLOYMENT (ESTIMATED):

- Low hours - 1.3%
- Low income - 0.0%
- Mismatch of skills - 9.7%
- Total - 10.3%

(Individuals counted only once when estimating Total Underemployment.)

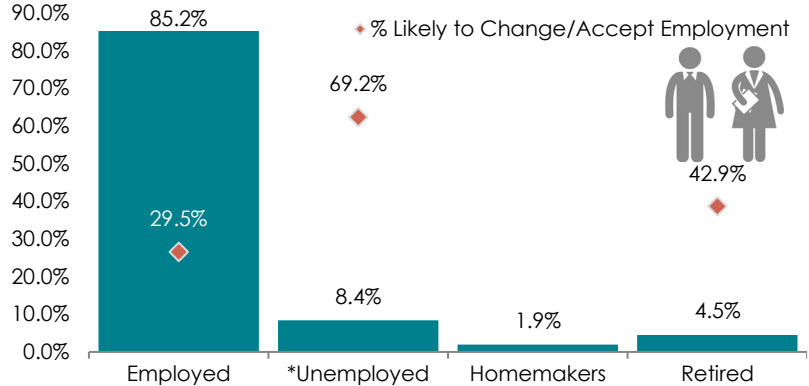
CURRENT BENEFITS:



DESIRED BENEFITS:



ESTIMATED TOTAL BY EMPLOYMENT STATUS (PERCENTAGE):



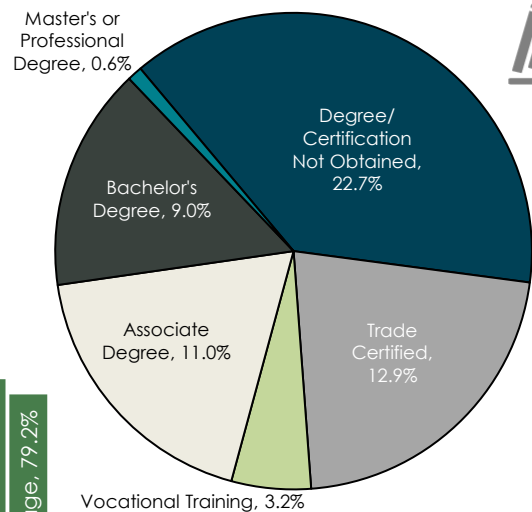
*Employment status is self-identified by the survey respondent. The unemployment percentage does not reflect the unemployment rate published by the U.S. Bureau of Labor Statistics, which applies a stricter definition.

EMPLOYMENT STATS:

- 64.5% paid an hourly wage
- 96.8% are/were employed full-time
- 3.2% are/were employed part-time
- 15.0% are/were self-employed
- 11.4% hold two or more jobs
- Currently working an average of 49 hours/week

EDUCATIONAL LEVEL:

(59.4% HAVE AN EDUCATION BEYOND HIGH SCHOOL)



TOP JOB SEARCH RESOURCES:

(For those seeking employment opportunities, by use.)

- Internet - 77.0%
 - www.indeed.com
 - www.linkedin.com
 - www.facebook.com
- Networking through friends, family or acquaintances - 58.6%
- IowaWORKS Centers - 32.2%
- Private Employment Services - 20.4%



LABOR CHARACTERISTICS

ADVANCED MANUFACTURING

OCCUPATION	OCCUPATIONAL CODE	MEAN WAGE	ENTRY WAGE	EXPERIENCED WAGE	MEDIAN WAGE	MEAN ANNUAL SALARY
Architectural and Engineering Managers	11-9041	\$64.53	\$46.93	\$73.33	\$61.74	\$134,222
Bus and Truck Mechanics and Diesel Engine Specialists	49-3031	\$25.41	\$19.26	\$28.48	\$23.81	\$52,847
Chemical Engineers	17-2041	\$50.20	\$36.32	\$57.15	\$49.20	\$104,422
Chemical Equipment Operators and Tenders	51-9011	\$22.18	\$16.39	\$25.08	\$22.34	\$46,136
Computer Hardware Engineers	17-2061	\$45.33	\$32.76	\$51.62	\$46.19	\$94,296
Conveyor Operators and Tenders	53-7011	\$16.75	\$14.08	\$18.08	\$14.30	\$34,834
Crushing, Grinding, and Polishing Machine Setters, Operators, and Tenders	51-9021	\$22.11	\$17.93	\$24.21	\$23.13	\$45,999
Cutting, Punching, and Press Machine Setters, Operators, and Tenders, Metal and Plastic	51-4031	\$18.81	\$14.91	\$20.76	\$18.05	\$39,127
Drilling and Boring Machine Tool Setters, Operators, and Tenders, Metal and Plastic	51-4032	\$17.47	\$15.22	\$18.60	\$17.74	\$36,341
Electrical and Electronic Engineering Technicians	17-3023	\$32.68	\$24.59	\$36.73	\$30.37	\$67,979
Electrical and Electronics Repairers, Commercial and Industrial Equipment	49-2094	\$28.18	\$22.23	\$31.16	\$28.94	\$58,615
Electrical Engineers	17-2071	\$45.78	\$34.02	\$51.65	\$48.22	\$95,213
Electricians	47-2111	\$27.38	\$18.79	\$31.68	\$28.65	\$56,959
Electro-Mechanical Technicians	17-3024	\$24.72	\$19.24	\$27.45	\$23.21	\$51,408
Electronics Engineers, Except Computer	17-2072	\$40.60	\$31.96	\$44.93	\$38.53	\$84,458
Engineering Technicians, Except Drafters, All Other	17-3029	\$28.79	\$20.91	\$32.74	\$29.93	\$59,892
Engineers, All Other	17-2199	\$41.98	\$30.11	\$47.91	\$46.25	\$87,313
Extruding, Forming, Pressing, and Compacting Machine Setters, Operators, and Tenders	51-9041	\$20.66	\$16.82	\$22.58	\$23.10	\$42,972
First-Line Supervisors of Mechanics, Installers, and Repairers	49-1011	\$33.29	\$21.95	\$38.97	\$31.27	\$69,248
First-Line Supervisors of Production and Operating Workers	51-1011	\$29.51	\$20.34	\$34.10	\$29.33	\$61,389
Grinding, Lapping, Polishing, and Buffing Machine Tool Setters, Operators, and Tenders, Metal and Plastic	51-4033	\$19.51	\$15.23	\$21.66	\$18.87	\$40,591
Heavy and Tractor-Trailer Truck Drivers	53-3032	\$24.95	\$18.26	\$28.29	\$23.73	\$51,886
Industrial Engineering Technicians	17-3026	\$24.55	\$17.06	\$28.30	\$23.21	\$51,074
Industrial Engineers	17-2112	\$41.76	\$31.31	\$46.98	\$38.68	\$86,851
Industrial Machinery Mechanics	49-9041	\$27.18	\$20.34	\$30.59	\$24.85	\$56,526
Industrial Production Managers	11-3051	\$48.73	\$33.44	\$56.37	\$47.22	\$101,357
Industrial Truck and Tractor Operators	53-7051	\$19.94	\$16.30	\$21.76	\$18.75	\$41,477
Inspectors, Testers, Sorters, Samplers, and Weighers	51-9061	\$20.67	\$15.13	\$23.45	\$18.74	\$43,003
Installation, Maintenance, and Repair Workers, All Other	49-9099	\$20.96	\$15.13	\$23.88	\$21.19	\$43,597
Laborers and Freight, Stock, and Material Movers, Hand	53-7062	\$17.84	\$12.88	\$20.32	\$17.59	\$37,110
Lathe and Turning Machine Tool Setters, Operators, and Tenders, Metal and Plastic	51-4034	\$21.73	\$16.78	\$24.21	\$22.67	\$45,204
Light Truck or Delivery Services Drivers	53-3033	\$19.71	\$12.57	\$23.28	\$18.11	\$40,999
Machine Feeders and Offbearers	53-7063	\$16.91	\$11.99	\$19.37	\$17.91	\$35,172
Machinists	51-4041	\$22.60	\$16.72	\$25.54	\$22.95	\$47,008
Maintenance and Repair Workers, General	49-9071	\$21.03	\$15.08	\$24.01	\$19.00	\$43,748
Maintenance Workers, Machinery	49-9043	\$26.91	\$20.82	\$29.96	\$28.73	\$55,981
Mechanical Drafters	17-3013	\$31.49	\$22.01	\$36.24	\$30.60	\$65,506
Mechanical Engineering Technicians	17-3027	\$29.67	\$21.29	\$33.86	\$29.32	\$61,718
Mechanical Engineers	17-2141	\$41.58	\$30.13	\$47.30	\$38.80	\$86,477
Mixing and Blending Machine Setters, Operators, and Tenders	51-9023	\$19.84	\$16.09	\$21.72	\$18.45	\$41,270
Molders, Shapers, and Casters, Except Metal and Plastic	51-9195	\$18.55	\$14.36	\$20.65	\$18.23	\$38,589
Multiple Machine Tool Setters, Operators, and Tenders, Metal and Plastic	51-4081	\$19.25	\$14.57	\$21.59	\$18.18	\$40,039
Packaging and Filling Machine Operators and Tenders	51-9111	\$15.40	\$12.00	\$17.11	\$14.07	\$32,042
Packers and Packagers, Hand	53-7064	\$16.14	\$13.23	\$17.60	\$15.12	\$33,576
Plant and System Operators, All Other	51-8099	\$32.36	\$27.68	\$34.70	\$31.86	\$67,307
Production Workers, All Other	51-9199	\$15.82	\$11.20	\$18.13	\$14.39	\$32,902
Separating, Filtering, Clarifying, Precipitating, and Still Machine Setters, Operators, and Tenders	51-9012	\$22.53	\$17.69	\$24.95	\$23.97	\$46,864
Structural Metal Fabricators and Fitters	51-2041	\$20.16	\$17.31	\$21.59	\$18.77	\$41,942
Tool and Die Makers	51-4111	\$24.53	\$17.87	\$27.85	\$23.09	\$51,012
Water and Wastewater Treatment Plant and System Operators	51-8031	\$26.23	\$18.62	\$30.03	\$24.99	\$54,560
Welders, Cutters, Solderers, and Brazers	51-4121	\$21.73	\$17.09	\$24.05	\$22.44	\$45,199
Welding, Soldering, and Brazing Machine Setters, Operators, and Tenders	51-4122	\$22.61	\$19.13	\$24.35	\$22.81	\$47,027

The 2023 Iowa Wage data for the South Central Iowa Regional Laborshed area was produced by the Labor Force & Occupational Analysis Bureau to provide communities local information on wages by occupation. The source of the wage and employment data is based on the May 2022 OEWS estimates. Additional occupational wage and employment data can be found at www.iowalmi.gov/laborshed.

Balance of data compiled by Iowa Workforce Development using Laborshed data released in 2023.